


your home | made beautiful

whatever the style, period or location

ADVANCE7

S7 | AUTHENTIC
FLUSH SASH WINDOWS

S8 | TRADITIONAL
FLUSH SASH WINDOWS



ADVANCE7

S7 | AUTHENTIC
FLUSH SASH WINDOWS

S8 | TRADITIONAL
FLUSH SASH WINDOWS

“Designed to suit both
traditional and modern properties”

Enjoy the Practicality of Modern PVCu Flush Sash Windows

ADVANCE 70 Flush Sash Windows have been designed to suit both the traditional and modern market with practicality and modern day performance in mind.

Whether you are looking at replacement or new build, it is vitally important that the character and style of the property is maintained.



Selecta has developed ADVANCE 70 Flush Sash Windows – a high-performance, secure and visually stunning PVCu window system that's designed for hassle-free operation and maintenance.

Flush Sash Windows are practical and versatile with a stunning traditional or modern appearance which can be achieved with the choice of the S8 80mm traditional frame or modern S7 70mm frame.

Smooth lines and a stunning finish ensure that flush sash windows create a stylish, value-adding feature to your home.

Aesthetically Looking the Part

Flush Sash Windows

Traditional flush sash windows can be created to give that heritage style finish and keeping in character with your property.

Finished in a range of authentic and stunning woodgrain effects, they provide the ideal solution to those wanting to replace timber styled alternatives.



Manufactured to the elegant proportions of traditional flush sash windows, the very best of modern day technology enables you to enjoy the low maintenance and high security of PVCu, without the problems associated with timber flush windows.

Alternatively, flush sash windows are seen as a modern take on a classic design and are very popular with new build and modern properties.

With popular finished colours such as Anthracite Grey, Ulti-Matt Black and Chartwell Green, flush sash windows can provide that sleek, modern look to your home.

Flush Sash Windows

ADVANCE 70 Flush Sash Windows have become very popular over recent years, replicating traditional wooden windows with flush fitting sashes i.e. the window sash sits within the frame to finish flush with the face of the window.

Flush Sash Windows are practical and versatile with a stunning traditional or modern appearance which can be achieved with the choice of an 80mm traditional frame or modern 70mm frame.

Smooth lines and a stunning finish ensure that flush sash windows create a stylish, value-adding feature to your home.





Inspiration for Your Home

Flush Sash Windows







The Very Best of Modern Day Technology

Flush Sash Windows

With the Advance 70 Flush Sash Windows, you benefit from the superior technology that PVCu brings to your home.

The excellent thermal performance of PVCu combined with energy efficient glass can help to reduce your heating bills, with the option of an 8 or 5 chamber profile system framing your window.



High security locking systems are fitted to the windows to keep unwanted intruders at bay and give 'peace-of-mind' to you, the homeowner.

PVCu flush sash windows provide you with a low maintenance option which will last you for many years.

These outstanding qualities and the overall superior finish make your home beautiful, secure and improve its thermal performance.

standard collection



ROSEWOOD /
WHITE PVC

GOLDEN OAK /
WHITE PVC

ANTHRACITE GREY /
WHITE PVC

BLACK BROWN /
WHITE PVC



ROSEWOOD /
ROSEWOOD

GOLDEN OAK /
GOLDEN OAK

ANTHRACITE GREY /
ANTHRACITE GREY

colourfoil

BY SELECTA

premium collection



IRISH OAK /
WHITE PVC

MOUNTAIN OAK /
WHITE PVC

ULTI-MATT BLACK /
WHITE PVC

ANTHRACITE GREY SMOOTH /
WHITE PVC

SLATE GREY /
WHITE PVC

HAZY GREY /
WHITE PVC

AGATE GREY /
WHITE PVC



CHARTWELL GREEN /
WHITE PVC

DARK GREEN /
WHITE PVC

CREAM /
WHITE PVC

WHITE GRAINED /
WHITE PVC

STEEL BLUE /
WHITE PVC

DARK RED /
WHITE PVC



IRISH OAK /
IRISH OAK

MOUNTAIN OAK /
MOUNTAIN OAK

ULTI-MATT BLACK /
ULTI-MATT BLACK

ANTHRACITE GREY SMOOTH /
ANTHRACITE GREY SMOOTH

SLATE GREY /
SLATE GREY

HAZY GREY /
HAZY GREY

AGATE GREY /
AGATE GREY



CHARTWELL GREEN /
CHARTWELL GREEN

DARK GREEN /
DARK GREEN

CREAM /
CREAM

WHITE GRAINED /
WHITE GRAINED

STEEL BLUE /
STEEL BLUE

DARK RED /
DARK RED

BLACK BROWN /
BLACK BROWN

Ask to see our
Colour Switch



Flush Sash Window Colour Options

Colourfoil Collection

Demand for coloured windows in the UK is rising strongly. Homeowners are now loving colour! It's a way of personalising your home, making it look modern or giving it that traditional, authentic look.

With the Colourfoil Collection, we have a range of the most modern, traditional and on-trend colours shades and finishes.



The addition of the modern and contemporary shades of Ulti-Matt Black, Agate and Slate Grey, allow you to add on-trend colours to your windows and doors and compliment your homes style.

Traditional woodgrain effects and colour shades enable you to create that period or heritage look to your home, meaning that there is a colour shade or grain effect to suit your home whatever the style, period or location.

Or maybe you prefer the standard classic White or the more traditional Rosewood and Golden Oak effect, whilst Chartwell Green and Anthracite Grey remain as popular as ever.

Whatever your colour choice you can be sure that your windows will be the most aesthetically pleasing you can buy.

Adding that Finishing Touch

Window Options

The ADVANCE 70 Flush Sash Window System has been rigorously tested with hardware designed to last the test of time and locking options that provide high security.

Our window furniture has been chosen to compliment your windows, provide you with easy faultless operation and in a range of colours and styles to suit the decor within your home.



There are a number of different configurations, styles and options for you to choose from to ensure your windows meet yours and your homes period and location requirements.



Georgian & Astragal Bar

Georgian and Astragal Bars give a more authentic look to your windows.



Arched Tops


Arched tops compliment traditional or period styled properties. Only available for chamfered windows.



Glass Options

When choosing your glass design it is very important to consider the levels of privacy you require as well as the architectural look of your home.

Patterned, stained or leaded options are just some of the choices available with toughened and low emissivity glass offering energy saving aspects that will allow you to choose a style that is both beautiful and practical.



Side Screens, Flags & Arches

When your home requires something more or add that uniqueness to your door or window.



Keeping Your Family Home Secure and Warm

Security

One of the main reasons why we upgrade our windows is to ensure that we provide protection to our family and home.

When choosing your new windows, you want to ensure that you are making the right decision to provide the required level of protection for your family and home.

With ADVANCE 70 Flush Sash Windows you can be sure of two things, they will keep unwanted intruders out and the warmth in!

The high security window locking system options ticks all the boxes when it comes to security.

Energy Efficiency

Modern PVCu also benefits from excellent thermal performance levels. The ADVANCE 70 System is one of the leading performers with its 5 chambered system and Recycled Thermal Reinforcement (RTR Bar) providing you with A+ rated options to keep the cold out and warmth in.

These qualities put the ADVANCE 70 Window System at the forefront of technological performance, ensuring that your home is secure and warm for many years to come.

What are window energy ratings?

A windows rating is determined by a formula which takes into account the total solar heat transmittance, the amount of the sun's heat which can pass through the glass (usually referred to as g-value); the U-value of the whole unit (frame and glass combined), how well the window keeps the heat in your home; and the air infiltration through the window seals.

To make the Rating standard across all products, a standard window size and configuration is used. The resulting value is then placed into a band on the scale G-A, with A-rated windows being the most energy-efficient.

Did You Know?

UK Burglary Statistics

In **72%** of cases, the burglar will enter through a door, of which...

27% by forcing the lock or cylinder
15% through an unlocked door
10% by breaking the door or door panel
5% enter the property with a key

In **26%** of cases the burglar will enter through a window, of which...

11% force the window lock or latch
9% cut through or break the glass
6% will enter through an already open window

This means that **48%** of burglaries are owing to inferior windows and doors!

Sustainability

PVCu windows and doors have a long and low maintenance lifespan, which can see them **last up to 30-40 years**.

What is more impressive, is the high quality reuse of PVCu, where it can be **recycled up to 10 times**, meaning a single window or door has **a new life expectancy of 350 years!**



Security Windows

ADVANCE 70 Windows use high security locking systems.

An inferior window locking system can be manipulated to gain access to your property in less than 30 seconds! This is why our ADVANCE 70 system uses tried and tested security hardware on our windows.



A Rated Windows

The window profiles used to make the frames for your home offer excellent thermal insulation, as the gaskets and weathertight seals shut out draughts while the glazing reflects the heat back in to your room.

The multiple chambers within the profiles and the option of using Recycled Thermal Reinforcement (RTR) Bar also greatly improves the heat loss from your home. Aspects that will greatly reduce energy bills.

The benefits of energy-efficient windows

Smaller energy bills: replacing all single-glazed windows with A-rated double glazing could save you around £160 per year on your energy bills.

A smaller carbon footprint: by using less fuel, you'll generate less of the carbon dioxide that leads to global warming - typically, 680kg a year.

A more comfortable home: energy-efficient glazing reduces heat loss through windows and means fewer draughts and cold spots.
Peace and quiet: as well as keeping the heat in, energy efficient windows insulate your home against outside noise.

Reduced condensation: energy-efficient glazing reduces condensation build-up on the inside of windows.

The costs and savings for energy-efficient glazing will be different for each home and each window, depending on the size, material and installer. Double glazing should last for 20 years or more.

S7 AUTHENTIC
FLUSH SASH WINDOWS

Alternatively choose the 70mm frame with the flush fit sash for that modern appearance



An 80mm 8 Chamber System for increased thermal performance and that traditional look

S8 TRADITIONAL
FLUSH SASH WINDOWS

External View
with 80mm traditional frame


A mechanical joint or corner weld finish

Internal Sculptured or chamfered bead

Night vent facility as standard

A consistent 4mm sight-line between sash and frame

Recycled Thermal Reinforcement (RTR Bar)



Advanced Technology in Terms of Appearance, Durability and Performance

Internal View
with 80mm traditional frame



- 1 **Full PVCu Frame** - Designed to integrate with cills, thresholds and ancillary items
- 2 **Multi-Point Locking System** - High security locking system
- 3 **Energy Efficient Profile System** - One of the more thermally efficient multi-chambered profile systems around
- 4 **Fully Reinforced** - RTR Bar or Steel reinforcement for maximum strength and security
- 5 **28mm Single Leg Knock-in Bead** - Internally glazed, sculptured or chamfered, for extra security. The gaskets and weatherseals are co-extruded within the frames to provide a weathertight seal - no heat loss or leaks!





Inspiration
for Your Home
Flush Sash Windows



ADVANCE⁷

S⁷ | **AUTHENTIC**
FLUSH SASH WINDOWS

S⁸ | **TRADITIONAL**
FLUSH SASH WINDOWS

Your Approved Installer is

